

MEZZ BARRIERS

Pallet Gates

And

Safety Barriers



Another pallet gate from

MEZZBARRIERS

Tel: 0161 223 1990 - www.mezzbarriers.co.uk

A division of Dale Lifting and Handling Manchester

Mezz Barriers & Safety Gates

A division of Dale Lifting and Handling

Established in 1830 we can offer you a wealth of knowledge in providing innovative and cost-effective solutions for safety at work.



Here at Mezz Barriers we continue that tradition
By providing purpose made, high quality safety barriers and enclosures for guarding:

- High level platforms
- Hoist landing areas
- Mezzanine opening
- Loading docks
- Roof edges
- Vertical ladder access High level Roller Shutters and Doors
- Plus many more work related accident prevention systems

Pallet Gates

These high level loading / pallet gates are manufactured to EC safety standards and offer almost fool-proof safety solutions by providing edge protection to all persons at risk. - Not just the guy wearing a safety harness, if he remembers to put it on!



MEZZ BARRIERS Pallet loading gates and handrail systems offer complete protection by fully enclosing the landing area. This ensures all personnel in the vicinity of the loading operations are kept safe from falling through the opening and safe from injury by coming into contact with a moving load.

Pallet gates have been developed to cater for most applications.

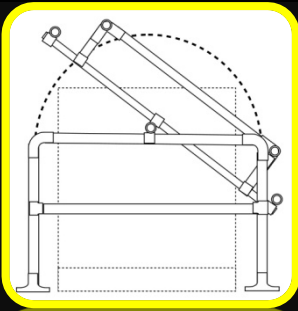
However, should you not find a model for our extensive range to suit your purpose, please do not hesitate in contacting us. We are continuously producing new and modified designs so we may still have the answer to your particular problem.

We currently offer nine models, (Many with loads of optional extras). We have presented these in graphic form and at-a-glance chart to show you the main features and benefits.

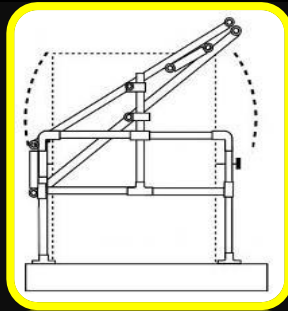
However, If you need help in choosing the right gate for you, please do not hesitate in contacting us on: **0161 230 2292** to discuss your application.

95% of our gates are supplied and fitted by the client without us ever visiting the site. For the more complex situations a quick sketch and or photos can usually provide us with enough information to quote. Most models are usually quite simple to install. However, we provide an installation service (Subject to location) if needed.

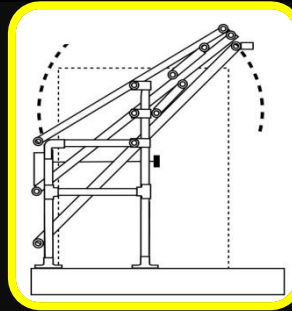
Pallet Gates at-a-glance



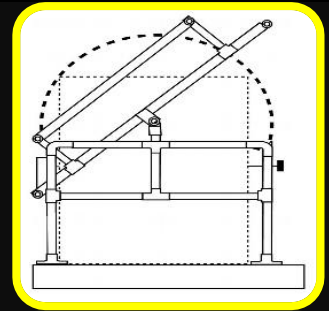
Alpha Economy Pallet Gate
2 widths
Limited Pallet Height



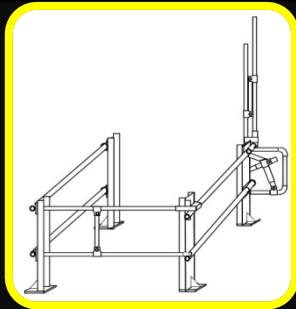
Beta Pallet Gate
Low Headroom
High Load
Gravity Lock
Bespoke Sizes



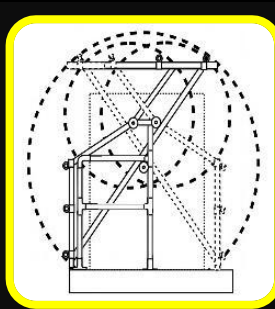
Delta Pallet Gate
Space Saving Low
Headroom High Load
Gravity Lock
Bespoke Sizes



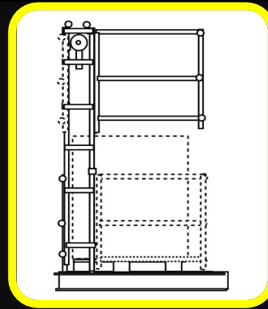
Gamma Pallet Gate
Standard Model
Gravity Lock
Bespoke Sizes
Loads of Options



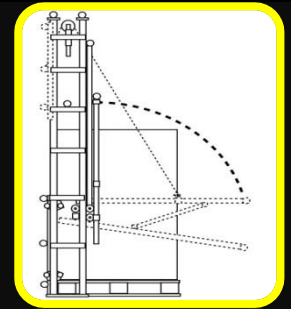
Hi-Gate Universal Loading Gate
Anti-Slam Damper
Low Pivot Option
Bespoke Sizes



Kappa Pallet Gate
Space Saving
Good Headroom
Bespoke Sizes
Loads of Options



Omega Standard Pallet Gate
Ultra Space Saving
Twin Tracks
Bespoke Sizes



Omega Nu Pallet Gate
Ultra Space Saving Fold-Down
Many Applications
Bespoke Sizes

We can also supply additional handrails to match our gates plus floor plates with edge guard, kick plates, Interclamp® components, ready made posts and tubes – Spares parts are readily available for repairs and modifications from our extensive stocks.

We are constantly adding variations of existing models for special applications to our range – Plus new models are under development - If you don't find the solution to your needs – please give us a call on 0161 230 2290 or use our online enquiry form

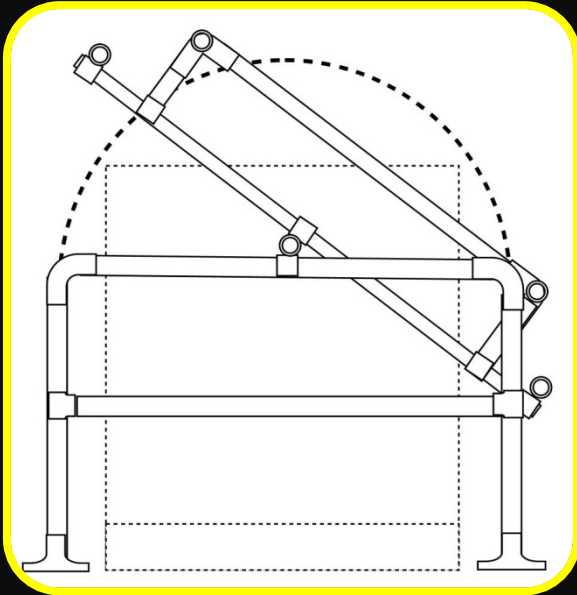
Features and Benefits

Models	Max Pallet Height	Internal Depth	Internal Width*	Min Headroom Required	Options**	Features
Alpha	1400mm at edge 1600mm at 100mm back	1400mm	1400mm or 1800mm (200mm less than outer width)	2000mm	Painted Tube	Economy Price Ex stock carriage paid
Beta	1800mm to 2500mm	1500mm	Up to 3000mm (250mm less than outer width)	100mm over inside height	Painted Tube	Economy Low headroom Gravity lock
Delta	1750mm to 2500mm	1500mm	Up to 3000mm (250mm less than outer width)	150mm over inside height	Kick Plate Painted Tube	Toe rail Space saving Low headroom Gravity Lock
Gamma	1500mm to 2000mm	2000mm	Up to 4500mm (250mm less than outer width)	565mm higher than load height	Toe rail kick plate Mesh or net infill	Economy Gravity lock
Hi-Gate	No Limit	2000mm	Up to 2500mm (Mechanism 530mm more than inside width)	1250mm more than inside width	Painted Tube and posts Lower headroom model Thro' doorway model	Anti-slam damper Can be used with overhead hoist
Kappa	2000mm to 2500mm	1500mm	Up to 4500mm (300mm less than outer width)	300mm higher than inside height	Painted tube Kick plate Mesh or net infill anti-slam dampers	Low headroom space saving
Omega	2000mm to 2500mm	1500mm Deeper with extra side frames	Up to 4500mm (200mm less than outer width)	1200mm higher than inside height (Special version can reduce)	Painted tube Kick plate mesh or net infill Hand chain wheel opening	Ultra space saving
Omega Nu	2000mm to 2500mm	1500mm may vary with load height	Up to 3000mm (200mm less than outer width)	1200mm more than inside height (Special version can reduce)	Painted tube Kick plate mesh or net infill	Ultra space saving. Can be used outboard of doors or roller shutter

* When calculating internal width, we recommend you add 200mm clearance to maximum pallet width.

** Standard finish galvanised steel - For further options please contact us.
For more detailed specifications contact us.

Alpha Economy Pallet Gate



Our Alpha model is a one height size only gate which will suit customers who need to safely fill a potentially hazardous gap in their handrail, whilst also more than adequately catering for standard size pallets. Generous inside area - Choice of 1400mm or 1800 inside width x 1400mm inside depth with load height clearances of 1400mm at edge and 1600mm at 100mm back from edge. Outside width = Inside width + 250mm, outside depth 1500mm Overall height 2000mm

Optional floor plate with edge guard in aluminium chequer plate.

From
£446.00
includes carriage*
plus VAT



*Mainland UK (Except KW,IV,AB,PH & DD postcodes).

For all other destinations, please contact us

Normally Ex stock for immediate despatch

Contact Mezzbarrier sales on 0161 230 2292 to place your order today...

Three ways to pay: Credit card - Cheque or BACS payment against pro-forma invoice

Mezzanine floor industry enquiries welcome.

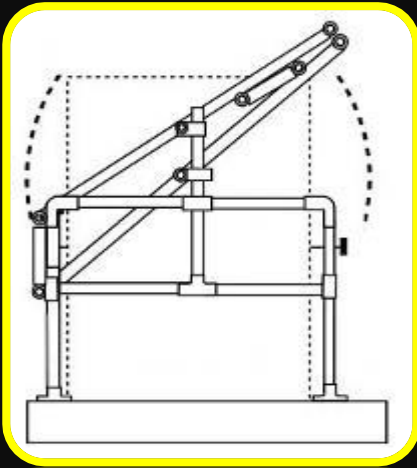
Features and Benefits:

- All galvanised steel construction
- Synthetic maintenance free bushes
- Supplied flat-pack for easy shipment
- Very simple to assemble and install
- Installation and safe use instructions provided
- All parts replaceable from stock

Options:

- Painted tube.
- Aluminium chequer floor plate with edge guard (Recommended for wooden floors)

'Beta' Economy Low Headroom High Load Clearance Pallet Gate



The New 'Beta' Low headroom Economy Mezzanine Pallet Gate system is the solution to a problem encountered on many mezzanine floors. How to provide a economic safety gate for high level pallet loading where low ceiling headroom and high load requirements conflict - Whilst still providing instant personnel safety protection whilst allowing fork truck loading access to the mezzanine floor.

The usual method has been a simple barrier rope, chain or drop bar guarding the opening. Which, when removed leaves the operator or anybody else exposed to falling through the opening.

The 'Beta' Low headroom gate is offered as bespoke to meet your requirements but for standard size pallets we recommend the following dimensions:

1500mm Inside width x 1500mm inside depth to allow more than adequate clearance on standard Euro pallets. Contact us for special size.

Height to suit Pallet / Headroom available

We recommend that the internal height allows 150mm clearance over the maximum pallet height

All galvanised finish with maintenance free synthetic bushes and gravity gate lock. See below for additional features and benefits.

'Beta' standard features and benefits include:

Minimal working envelope.

Gate lock prevents the gate from being inadvertently pushed open.

All parts are replaceable from our stock in the event of damage.

Easy fitting. Requires 8 x M12 bolts/anchors to fix to floor (Not included). Supplied partially dismantled for carriage, Very simple to re-assemble and install. Installation and safe use instructions are provided. Installation service available subject to location, if required.

Options available:

- * For non-standard loads we can offer many other gate configurations. Including wider, higher and deeper gate options to suit your application
- Painted tube finish
- All Aluminium construction



'Delta' Low Headroom High Load Clearance Space Saving Pallet Gate

The 'Delta' Low headroom gate has been specifically designed to overcome a common problem in mezzanine floor loading, which is not addressed by standard up-n-over gates.

HOW TO GET A HIGH LOAD THROUGH AN EFFECTIVE SAFETY GATE WITH LIMITED HEIGHT CLEARANCE AND LIMITED FLOOR SPACE?



The 'Delta' Low headroom gate is offered as bespoke to meet your requirements but for standard size pallets we recommend the following dimensions:

1500mm Inside width x 1500mm inside depth to allow more than adequate clearance on standard Euro pallets. Height to suit Pallet / Headroom available. We recommend that the internal height allows 150mm clearance over the maximum pallet height

All galvanised finish with maintenance free synthetic bushes and gravity gate lock. See below for additional features and benefits.

'Delta' standard features and benefits include:

Minimal working envelope with the edge gate in the closed position. Allows good load access from sides and frees up space in confined areas.

Gate lock prevents the gate from being inadvertently pushed open by a wheeled load.

All parts are replaceable from our stock in the event of damage.

Easy fitting: Requires 8 x M12 bolts/anchors to fix to floor (Not supplied as standard)

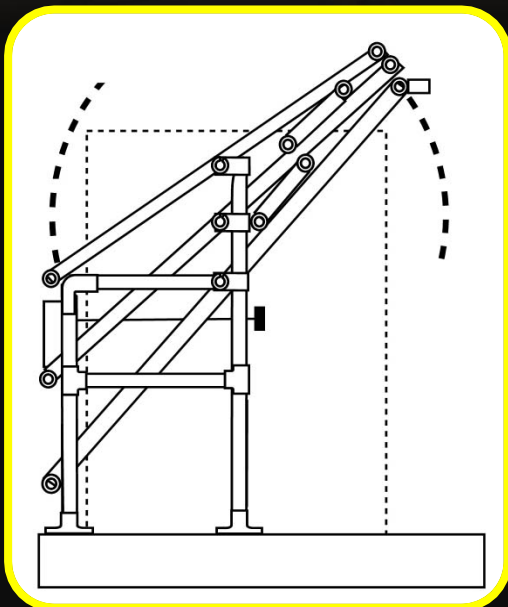
Supplied partially dismantled for carriage, Very simple to re-assemble and install

Installation service available subject to location, if required.

Optional features:

For non-standard loads we can offer many other gate configurations - Including wider, higher and deeper gate options to suit your application.

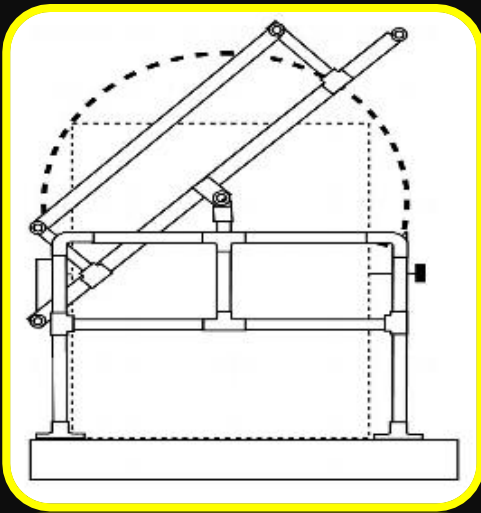
Also, Kick plate , Painted tube or All aluminium construction



'Gamma' Bespoke Mezzanine Pallet Gate

Loads of options available

Gamma Basic Layout



Gamma with Toe Rail and Netting Infill



The Gamma Mezzanine Pallet Gate system is the solution to a problem encountered on many mezzanine floors



How to provide a economic safety gate for high level pallet loading? Whilst still providing instant personnel safety protection whilst allowing fork truck loading access to the mezzanine floor?

The usual method has been a simple barrier rope, chain or drop bar guarding the opening. Which, when removed leaves the operator or anybody else exposed to falling through the opening.

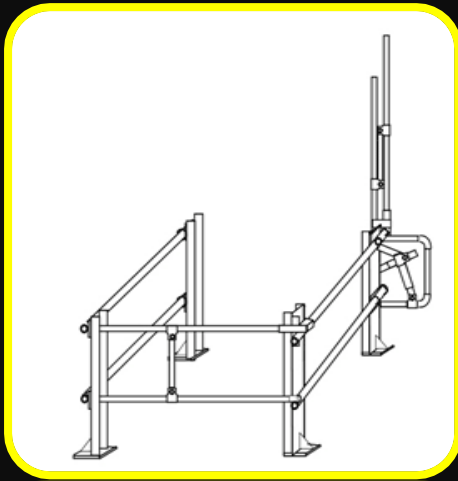
Gamma Pallet Gate Features:

- 1500mm x 1500mm load area x 1500mm load height clearance standard dimensions (Many other options available To suit your application)
- Galvanised tubular steel construction
- Supplied complete for simple installation (Partially dismantled for shipment)
- Simply bolt to floor and use
- Balanced action provides easy opening
- Minimal headroom required
- All parts are replaceable
- Synthetic maintenance-free bearing on all pivot points
- Gate lock fitted as standard
- Allows clear view of operation
- Reinforces sense of security
- Failsafe operation

Optional Extras:

- Toe rail and or kick plate
- Wider gate for increased load width
- Cranked edge gate to clear high load at edge
- Increased depth for longer load depth also increases load height
- Safety netting or mesh in edge gate
- Painted finish

'Hi-Gate' Universal High-Level Safety Gate



For use with overhead hoist or forklift operations. Gates pivot up and down either side of the load allowing unlimited load height.

Innovative design. Use anywhere, totally adaptable to any location. Uses standard components, flat-packed for transport, but easy to assemble and install.

Our gate design has proven the ideal answer to numerous safety issues, which other gates do not address. Can be used with forklifts, overhead cranes and hoists

The new 'Hi-Gate' range of safety gates have been specifically developed to provide fool-proof safety for personnel working a height. The design is ideal for any loading applications on mezzanine floors, hoist openings, scaffold platforms, teagle openings or hoist doorways.. The 'Hi-Gate' has pivoting gate bars each end, cleverly hinged to automatically close the edge gate when personnel need to enter the enclosed loading area. An anti-slam damper is included for operator safety.

We recommend 1500mm x 1500mm inside area for standard size pallets. Alternatively contact us to discuss your application.

'Hi-Gate' Standard Features:

- Galvanised Tubular steel construction
- Supplied complete for simple installation (Partially dismantled for shipment)
- No limit to load height
- Balanced action provides easy opening
- Anti-slam damper for operator safety
- All parts are replaceable
- Allows clear view of operation
- Reinforces sense of security
- Failsafe operation

Optional Features:

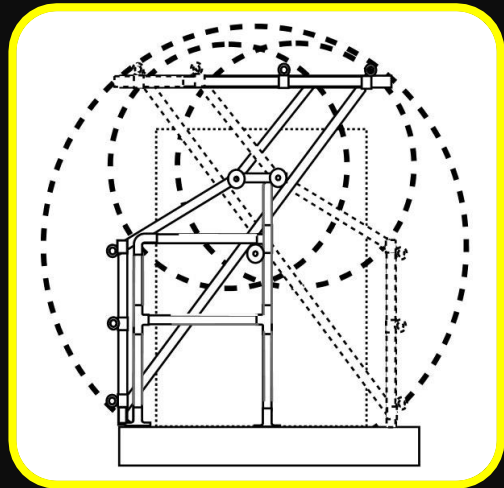
- Extra wide opening (Up to 2500mm)
- Low pivot model (Can be fitted with a kick plate if required).
- Part Aluminium tube to reduce operator fatigue.
- Painted finish.
- Additional hand railing to complete barrier infill or extend around platform as required
- Floor plate in aluminium chequer plate 1250mm wide x 1150mm deep with 100mm fold to protect edge (Recommended for wood floors).



New - High level doorway through-wall version for inward opening doors and small roller shutter doors.

'KAPPA' Model Space Saving Low Headroom Pallet Gate

This new model has several features in common with the Delta gate. In that it offers high load height capacity and space saving properties. The additional advantage is that this gate does not fold and this offers the option of mesh or netting to be fitted into the edge gate.



The version in the photo above was designed to cover a wide roller shutter opening and operate within a confined space.

It incorporated (Optional) twin dampers to alleviate any tendency to slam and additional angled struts due to the additional weight of the wide gates. The manufacture also incorporated aluminium tubing to reduce weight and provide an easy and well balanced operation.



Kappa Pallet Gate Features:

- 1500mm x 1500mm load area
x 1500mm load height
clearance standard dimensions
(Many other options available To suit your application)
- Galvanised tubular steel construction
- Supplied complete for simple installation (Partially dismantled for shipment)
- Simply bolt to floor and use
- Balanced action provides easy opening
- Minimal headroom required
- All parts are replaceable
- Synthetic maintenance-free bearing on all pivot points
- Allows clear view of operation
- Reinforces sense of security
- Failsafe operation

Optional Extras:

- Toe rail and or kick plate
- Wider gate for increased load width
- Increased depth for longer load depth also increases load height
- Safety netting or mesh in edge gate
- Painted finish

Space Saving with high load clearance – the Omega' Vertical Track Gate is here.....



A proven space saving design. Allows access to pallet on three sides. With inner gate raised this model offers more usable floor space for narrower floor areas combined with improved height clearance.

The construction is a combination of our tried and tested standard tube and component construction merged with a high quality vertical channel track system.

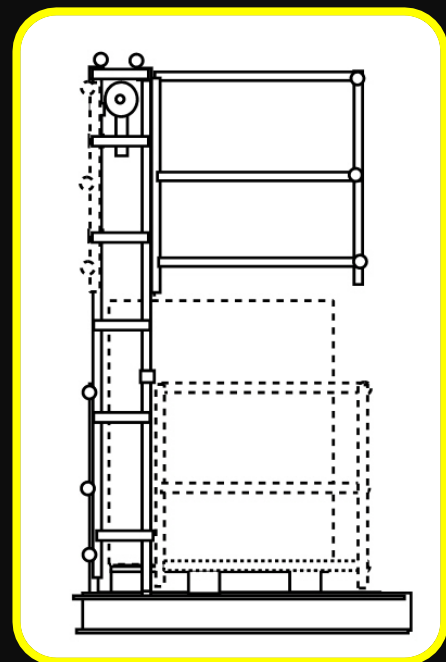
This design allows us to produce a bespoke low cost gate which can be easily adapted in height, width and depth but will also be easy to assemble and adjust on site to ensure optimum operation.

The standard model features:

- 1500mm width x 1500mm depth inside allowing ample clearance for British Standard and Euro pallets.
- 2000mm loading clearance within an overall height of 3300mm.
- Galvanised support frame and anodised track
- Requires just 6 x M12 bolts/anchors to fix to floor.

Optional features include:

- Higher, wider and deeper load options are available with shaft, chain sprocket drive and hand chain wheel operation
- kick plate, mesh infill or safety netting for the edge gate.
- Painted finish



'Omega-Nu@ Combination Track and Fold-down Pallet Safety Gate

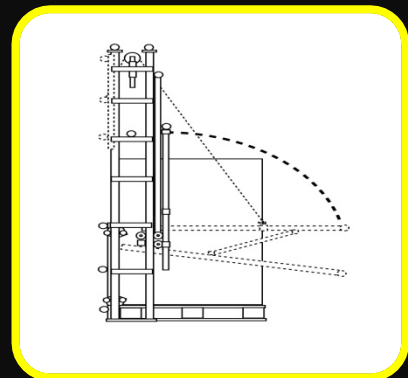


Photo left shows Omega Nu model in an opening with roller shutter door

The Omega Combination Track and Fold Down Action offers a unique Compact Safety Barrier System and is the solution to a problem encountered on many crowded mezzanine floors and high level roller shutter applications.

On the mezzanine floor - How do you provide a pallet safety gate without taking up valuable floor space when not in use. Whilst still providing instant personnel safety protection and at the same time allowing fork truck loading access to the mezzanine floor?

High level roller shutter - How do you provide edge protection barrier when the outside edge is too far from the roller shutter to make a standard pallet gate viable?



On the walkway - How do you load pallets onto a narrow walkway which has doors leading to rooms?

The usual method has been a simple barrier rope, chain or drop bar guarding the opening. Which, when removed leaves the operator or anybody else exposed to falling through the opening.

Our unique design allows gates to be built to meet varying applications.

Standard edge swinging gates use valuable floor space to open.

Our 'Omega Nu' Fold down compact gate maximises on working area and offers greater manoeuvrability. The narrow profile when closed makes it ideal for positioning a pallet gate out board of the roller shutter.

If you don't have enough room add a small platform extension outboard of the opening to place the gate on and stops forklift hitting the exterior wall.









Omega Nu Features:

- Unique compact design
- Tubular steel construction
- Supplied partially dismantled for simple installation
- Simply bolt to floor and fit horizontal tubes to use.
- Balanced action provides easy opening
- Electro plated track and galvanised tube
- Failsafe operation
- Synthetic maintenance-free bushings to pivot points
- Precision bearings on vertical gate
- All parts are replaceable
- Minimal maintenance required
- Allows clear view of operation
- Reinforces sense of security

Optional Extras:

- Wider gate for increased load width
- Gate able to raise above frames
- Double reeving (Allows edge gate to travel further than rear gate)
- Aluminium Kick plate
- Able to raise above side frames
- Mesh or netting infill for edge gate
- Painted finish

Other Safety Products from MEZZ BARRIERS

			
Interclamp Tube Fittings	Ready-Made Posts and Handrails	Pedestrian and Ladder Safety Gates	Bespoke Cat Ladders
			
Roof Edge Protection Barrier System	Portable Man-Safe Fall Protection System	Demarcation Barrier System	Heavy Duty Fabrication Barriers and Guards

Technical Support

Full technical support is readily available to help you with any bespoke projects. We have considerable experience in areas of mezzanine /platforms barriers and gates, hand railing and lightweight structures. We can quickly turn your special requirements into a reality. Help is only a phone call away

MEZZ BARRIERS

A division of the Dale Group of Companies, Manchester
2 Kelbrook Road Manchester M11 2QA

Telephone 0161 230 2292
Facsimile 0161 223 6767
Email info@mezzbarriers.co.uk
Website 0161 223 1990